

Podcatcher Light Status

The podcatcher has LED lights that indicate the status of the podcatcher. There are 3 color LEDs: Yellow, Green and Red. Furthermore, the LEDs can either light up continuously or in certain patterns.




Podcatcher in Dock

(Podcatcher out of Dock, see page 02)

LEDs (Yellow, Green, Red)

Details


Action



1. Green LED ON

The Podcatcher is ready to use. Activate a tour or a language.


The Podcatcher is charged, synchronised, and ready to use. Follow the steps on page 02.



2. Yellow LED Flashing / Green LED ON

The Podcatcher is ready to use, but has not been synced for 24 hours. This means that it might not contain the latest updates or content.


Take the Podcatcher, it is ready to use. Activate a tour or a language.



3. Green LED Flashing

The Podcatcher has been returned after a tour, but has not been pushed down into the Dock properly.


Push the Podcatcher further in the Dock.



4. Yellow LED Flashing

The Podcatcher is synchronising or needs to be synchronised.


Leave the Podcatcher in the Dock.



5. No LEDs ON / No LEDs Flashing

The Podcatcher was not placed correctly into the Dock and has no battery power. It needs to be charged again. If large numbers of Podcatchers have this, please check the power supply to the Dock(s).

Push the Podcatcher further in the Dock.



6. Red LED ON

The Podcatcher is not functioning and needs repairing. Please contact your manager.

Send the Podcatcher to Guide ID for repair.



7. Physical Damage

If the Podcatcher has been physically damaged, for example the sound is distorted or the device makes a rattling sound when shaken, it needs to be returned. Please contact your manager.






Send the Podcatcher to Guide ID for repair.

Podcatcher Light Status

The podcatcher has LED lights that indicate the status of the podcatcher. There are 3 color LEDs: Yellow, Green and Red. Furthermore, the LEDs can either light up continuously or in certain patterns.



Podcatcher out of Dock (Podcatcher in Dock, see page 01)

LEDs (Yellow, Green, Red)	Details	Action
 <p>1. Green LED ON</p>	<p>A tour or language has not yet been activated.</p>	<p>Ready to use; Activate a tour or language.</p>
 <p>2. Green LED Flashing</p>	<p>The tour or language is activated and the Podcatcher is ready for the visitor to use.</p>	<p>Ready to use; Hand the device to the visitor.</p>
 <p>3. Yellow LED Flashing</p>	<p>The Podcatcher is showing an error.</p>	<p>Place the Podcatcher back into the Dock and wait 30 seconds. Follow the instructions on page 1 nr. 4.</p>
 <p>4. No LEDs ON / No LEDs Flashing</p>	<p>The Podcatcher was not placed correctly into the Dock and has no battery power. It needs to be charged again. If large numbers of Podcatchers have this, please check the power supply to the Dock(s).</p>	<p>Place the Podcatcher back into the Dock. Follow the instructions on page 1 nr. 5.</p>
 <p>5. Red LED ON</p>	<p>The Podcatcher is not functioning and needs repairing. Please contact your floor-manager.</p>	<p>Send the Podcatcher to Guide ID for repair.</p>