

## IDentifer V2

The IDentifer is an infrared (IR) transmitter that is mounted next to the object on display. It triggers the corresponding audio on the Podcatcher.

### How to change the batteries?


- 1 Remove frontside (01) using a fine flat screwdriver
- 2 Carefully take out the PCB with transmitter and batteries (02)
- 3 Replace the 2 CR2032 lithium coin cells (batteries) (03) off the transmitter.
- 4 Re-assemble the IDentifer.

**Always use 2 new CR2032 batteries of the same brand!!**



FRONT

Infrared Transmitter (02)




Transmitter with 2x CR2032 coin cell (03)

Frontside with label (01)




Frontside with label (01)



Transmitter (02)

CR2032 coin cell 2x (03)



Back side (04)

